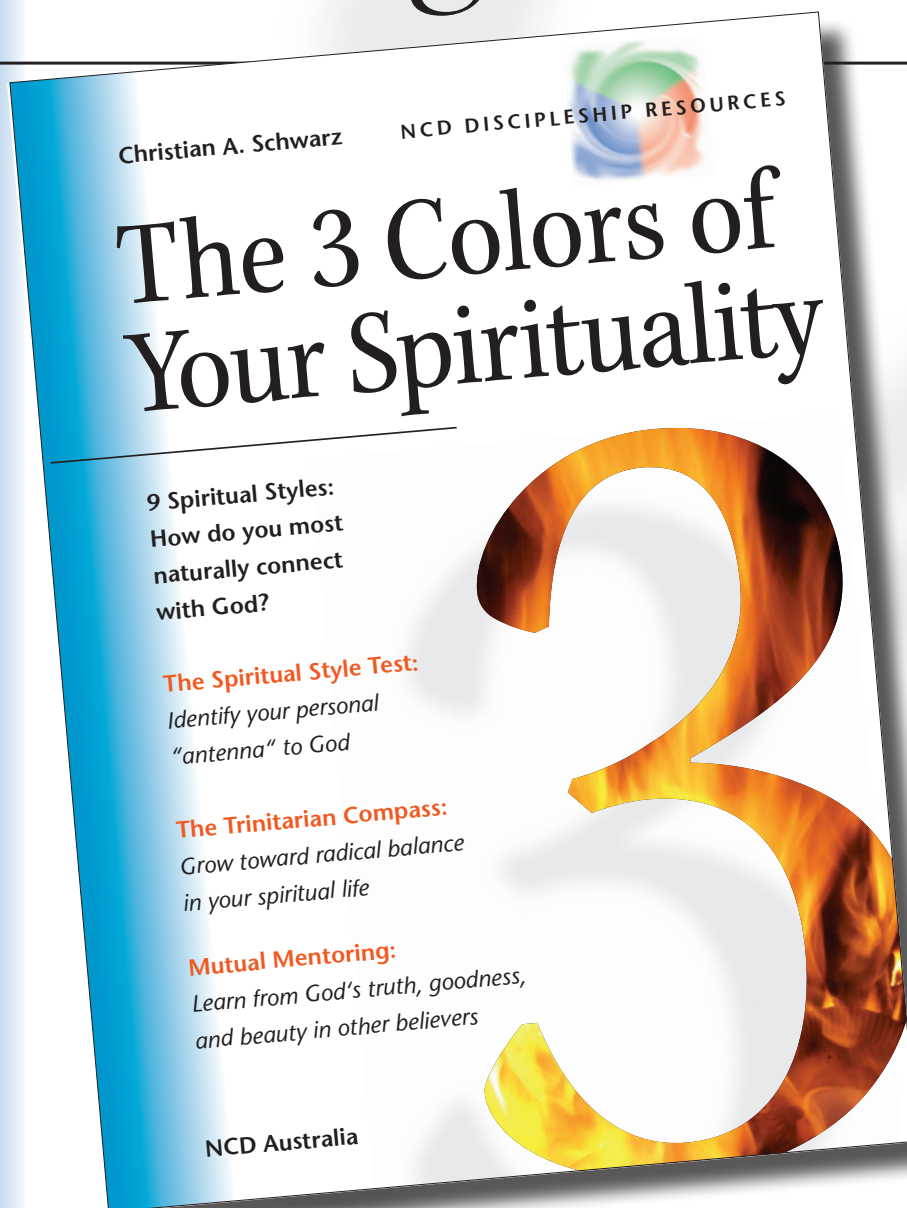


Pilgrims' Feast during...



Enjoying the grace of God together

church-wide pilgrimage

A guide for your hospitality team


Church-wide Pilgrimage

Pilgrim's feast

Enjoying the grace of God together

Your church is about to embark on a church-wide pilgrimage associated with the book, *The 3 Colors of Your Spirituality*, and on toward a fuller experience of God's truth, goodness and beauty. The members of your church will take the *Spiritual Style Test* to determine the way in which they each most naturally connect with God and will also come together once a week for a series of themed worship services at the usual time/s.

If you have received this document from your pastor, it may be that he or she would like to explore the possibility of holding a *Pilgrim's Feast* at some stage during this church-wide pilgrimage and would like you to help organise it. Below are the main points to consider and discuss with your pastor and the team that you work with or bring together for this event. Beyond these points, simply use your collective imagination to host a feast that brings your church together to discuss and enjoy God's abundant grace in its many forms.



Be sure to actively participate in your church's 3 Colors of Your Spirituality pilgrimage, in part to get a feel of what is happening in your church around the time of your pilgrim's feast so that you might allow those dynamics to shape your feast.

When is the feast?

You will need to speak with your pastor regarding the date and time for the feast. Ideally it will be held sometime after the Week 2 worship gathering, as participants will have discovered their personal spiritual style by then.

The attire

The spiritual style that each participant will discover through the *Spiritual Style Test* has a particular color or combination of colors out of green, red or blue associated with it. Invite the guests to wear clothes to the feast that match their spiritual color/s.

The table layout and decor

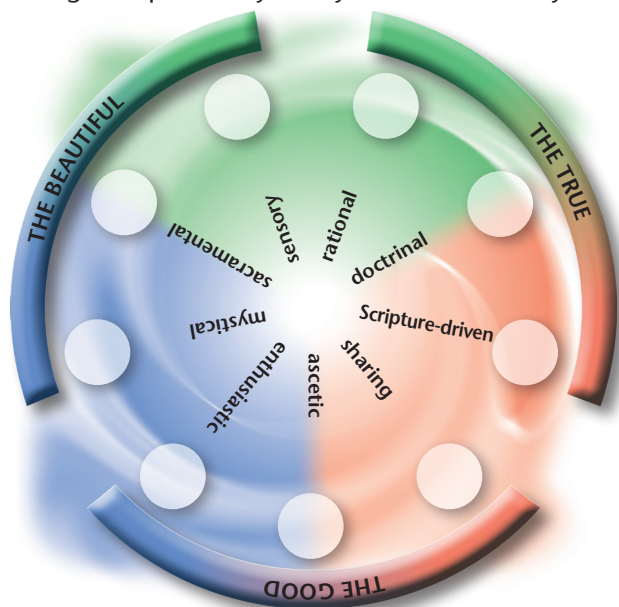
The nine words in the center of the diagram below are the spiritual styles identified by the *Spiritual Style Test*. In setting up your room for the feast, (if possible) position tables around the room to align with these nine styles (similar to the white circles on the diagram). If your church has not already printed copies of the spiritual style signs, visit the web site (see below left) and download the free signs (using the Presentations and Artwork link) to print and display on or near each table. If your gathering is not likely to require nine tables, you may choose to use only three and align them with the terms, "The true", "The good", and "The beautiful" as in the diagram. Encourage your team to be creative in the decoration of each table based on its color and name.

As a centerpiece in the middle of the room, place symbols that reflect aspects of God that are "The true", "The good", and "The beautiful" and face them toward the relevant tables in the room. This centerpiece is to stand as a reminder of God being at the centre of all of those in the room.

Guests will initially be seated according to the highest spiritual style they have identified by taking the test. Even if some colors or styles are not well represented or not represented at all, set at least one place at that table as a symbol of those who are missing from your church's full experience of God. When everyone is seated, the room layout will provide a very visual representation of the main colors of God's light that are reflected by your church.

The menu

As far as possible, try to include some menu items that are green, red, or blue. See how creative you can be. As an additional option you may wish to serve food from a number of different countries to represent the diversity of Christians across the world.




Visit the web site to download artwork associated with *The 3 Colors of Your Spirituality*

Church-wide
Pilgrimage

Discussion starters

On each table, place a discussion starter sheet. If possible, fold this so that it stands up or place it on a stand for all to see. A formatted version including the following questions is available for download on the web site (see the Presentation and Artwork link).

- Are you surprised knowing who has the same spiritual style as yourself?
- What do you have in common with those at your table?
- What people or places through your life do you believe have helped shape your native spiritual style? How so?
- What recent experience in your life shows you native spiritual style in action and why it brings life to you?
- Would you have previously thought that the people sitting across the room had the opposite spiritual style/s to yourself? Why?
- What would you like to say to or learn from the people on the other side of the room?
- What does the abundance of some styles or colors and the lack of others in the room suggest about our church?



Make sure you send out invitations early enough for guests to put the date in their diaries.

At some stage during the feast, perhaps after the main meal, arrange for half of the guests at each table to swap places with half of the guests on the table on the opposite side of the room in order to experience 'someone else's world'.

To help stimulate discussion, consider having at least one copy of *The 3 Colors of Your Spirituality* book available on each table (see your pastor or the web site for details).

Master of ceremonies

Select someone to lead the guests through the night with respect to...

- Giving thanks to God for the food and fellowship
- The order and process of receiving meals
- Announcing entertainment (if you choose to have some)
- The discussion starters
- When some people are to move across to the other side of the room
- Thanking the pilgrim's feast team for their work in preparing the feast

Working with...

As you prepare for the feast, think hard about who could be part of the pilgrim's feast team...

- cooks
- servers
- ushers
- washers, etc.

Beyond those specifically involved with the food, consider whether the musicians of the church could provide some worship or entertainment or whether your church has a pilgrimage *Scribe Team* in place who could help you promote the feast and provide some fun pilgrimage reports on the night. Ask your pastor if you are unsure whether a *Scribe Team* has been appointed.

As the date approaches, to assist you with setting up your room, ask your pastor for a list of how many people in your church have each spiritual style as their native style.

Worksheet

Over the page you will find a worksheet that may be helpful in planning your feast. Enjoy being a spreader of God's grace!



Visit the web site to download artwork associated with *The 3 Colors of Your Spirituality*



Pilgrim's feast - worksheet

Enjoying the grace of God together

What is the date and time for the feast?

Who will produce the invitations?

Who will arrange the set up and decor including posters and discussion starters?

What food will we serve and who will provide it?

Who will cook?

Who will serve?

Who will usher?


Who will wash up?

Who will be the master of ceremonies?

What will our musicians/entertainers do (if anything)?

What will our Scribe Team do (if anything)?

Do the members of the feast team have a copy of this document?



Be sure to look for people to be part of the Pilgrim's Feast team as soon as possible so that everyone involved can prepare themselves without unnecessary pressure. Provide them with a copy of this document so that they can also provide ideas of how to make it a special occasion.



Visit the web site to download artwork associated with The 3 Colors of Your Spirituality